




# WHEEL HORSE

## PARTS MANUAL



## 8 - 10 - 12 - 14 HP Eight Speed

### MODEL AND SERIAL NUMBERS

Serial and model numbers are necessary to correctly identify your tractor and engine whenever you need repair parts. The tractor model and serial numbers are on a plate attached to the hood stand just below the control panel.

The engine model and serial numbers are on a plate attached to the engine shroud.

For your convenience and ready reference, enter the model and serial numbers in the spaces below.

Tractor Model No.

Tractor Serial No.

Engine Model & Spec. No.

Engine Serial No.

### TO ORDER PARTS FROM THIS MANUAL

1. Find the illustration of the desired part and note its identifying number.

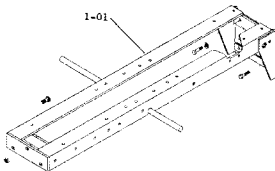
2. Locate the item number in the parts listing and determine the part number and description.
3. Make sure the part to be ordered is for your model tractor as designated in the Model Application Column.
4. Order the part from your local authorized Wheel Horse Dealer.

WHEEL-HORSE PRODUCTS, INC.

515 W. Ireland Road, South Bend, Indiana 46614

Plate 1.1

FRAME



# TRANSMISSION 6-SPEED

Plate 3.1

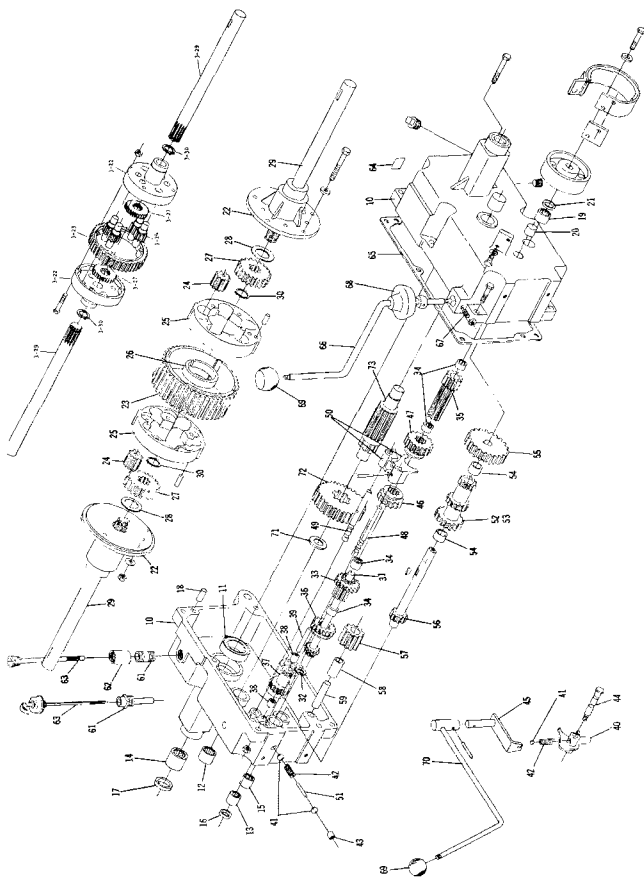


Plate 5.1 FRONT AXLE AND STEERING

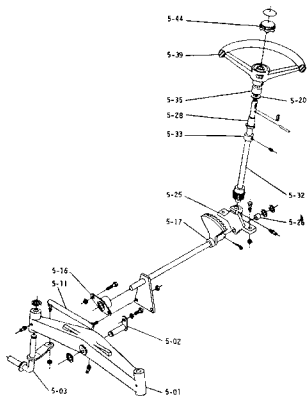


Plate 6.2 BRAKE/CLUTCH LINKAGE

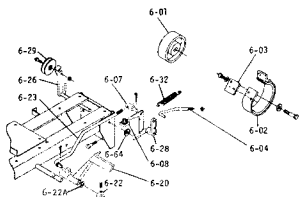
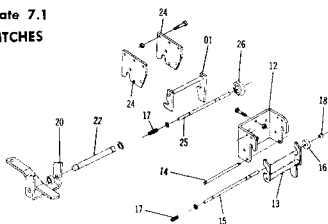
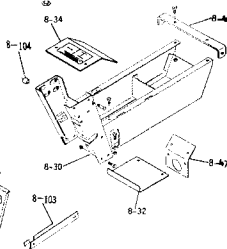
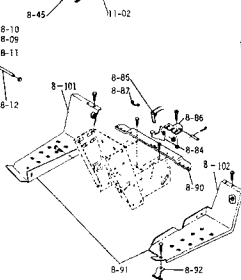
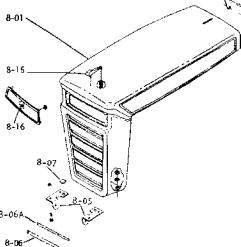
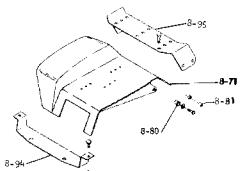
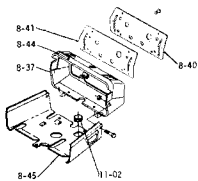
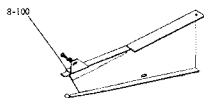


Plate 7.1  
HITCHES



8.1

SHEET METAL AND COVERS



ITEM NO.	PART NO.	DESCRIPTION	MODEL APPLICATION	NO. REQ'D.	ITEM NO.	PART NO.	DESCRIPTION	MODEL APPLICATION	NO. REQ'D.
<b>1.000 FRAME ASSEMBLY (PLATE 1.1)</b>									
1-01	101794	Frame Assy.	All models	1	3-52	7269	Gear and Bearing, Complete, Cluster	All Models unless otherwise shown	1
	908037-4	Bolt, $\frac{3}{8}$ -16 x $\frac{3}{4}$ Trans. Upper	unless otherwise shown	2	3-53	3525	Gear — Cluster		1
	920803-4	Lockwasher, $\frac{3}{8}$ Upper Bolts		2	3-54	1504	Bearing — Bronze $\frac{3}{4}$ " I.D.		2
	920803-6	Bolt, Etoak $\frac{3}{8}$ -16 x $\frac{3}{4}$ Trans. Lw.		2	3-55	3527	Gear — Reduction		1
	900063-9	Bolt, Carriage $\frac{3}{8}$ -16 x 1 Ft. Hitch		2	3-56	9340	Shaft — Cluster Gear and Brake		1
	915113-6	Nut, Etoak $\frac{3}{8}$ -16		3		937014	Key — #9 Woodruff		1
<b>3.010 TRANSMISSION 6-SPEED (PLATE 3.1)</b>									
3-10	8163	Case — R.H.	12, 14	1	3-57	4204	Gear — Reverse Idler		1
	101761	Case — R.H.	8, 10	1	3-58	1516	Bushing — Bronze $\frac{1}{2}$ " I.D.		1
	6941	Case — L.H.	12, 14	1	3-59	3909	Shaft		1
	3901	Case — L.H.	8, 10	1	3-61	102703	Nipple — $\frac{1}{2}$ " x $1\frac{1}{2}$ " Pipe		1
	908043-4	Bolt, $\frac{3}{8}$ -16 x $3\frac{1}{2}$ Lower Rear		1	3-63	101847	Dipstick — Assy.		1
	908038-4	Bolt, $\frac{3}{8}$ -16 x 2		5	3-65	3912	Gasket — Case		1
	915113-6	Nut, $\frac{3}{8}$ -16 Etoak		6	3-66	5632	Shift Stick		1
	943460	Plug, $\frac{1}{2}$ " Pipe Oil Drain		1	3-67	1239	Set Screw — Dog Point		1
	943420	Plug, $\frac{1}{4}$ " Pipe		1		915111-4	$\frac{1}{4}$ -20 x $\frac{3}{4}$ Nut $\frac{1}{4}$ -20		1
3-11	1533	Bearing — Ball $1\frac{1}{2}$ " I.D.		2	3-68	3577	Boat		1
3-12	1532	Bearing — Needle 1" I.D.		2	3-69	102871	Knob		2
3-13	1542	Bearing — Needle $\frac{3}{4}$ " I.D.		1	3-70	7217	Handle — Shift Hi and Low Range		1
3-14	1526	Bearing — Needle $1\frac{1}{4}$ " I.D.	12, 14	2		933184	Roll Pin $\frac{3}{8}$ x $\frac{3}{4}$		1
3-14	1528	Bearing — Needle 1" I.D.	8, 10	2	3-71	9547	Washer — Thrust		1
3-15	1529	Bearing — Needle $\frac{3}{4}$ " I.D.		1	3-72	101626	Gear 44T		1
3-16	100442	Seal — $\frac{3}{8}$ Shaft		1	3-73	101625	Gear 11T		1
3-17	100443	Seal — $1\frac{1}{2}$ " Axle	12, 14	2	<b>5.000 FRONT AXLE AND STEERING (PLATE 5.1)</b>				
3-17	100863	Seal — $1\frac{1}{2}$ " Axle	8, 10	2	5-01	5638	Axle Assy. — Front		1
3-18	3915	Pin, Dowel		2	5-02	1030	Fitting — Grease		2
3-19	1523	Bearing — Needle $\frac{3}{4}$ " I.D.		2	5-02	1481	Fitting — Grease		1
3-20	1531	Bearing — Needle $\frac{3}{4}$ " I.D.		1	5-02	6216	Pin and Plate Assy.		1
3-21	100441	Seal — Brake Shaft		1		908015-4	Bolt, $\frac{3}{8}$ -16 x $\frac{1}{2}$		1
3-22	8050	End Cap R.H.	12, 14	1		920082-4	Lockwasher, $\frac{3}{8}$		1
3-22	8051	End Cap L.H.	12, 14	1	5-03	5630	Spindle Assy. R.H.		1
3-22	101053	Case, Differential	8, 10	2		5631	Spindle Assy. L.H.		1
908138-4	Bolt, $\frac{3}{8}$ -16 x $3\frac{1}{2}$	12, 14	5	5-03	5618	E-Ring		3	
908146	Bolt, $\frac{3}{8}$ -18 x $3\frac{1}{2}$	8, 10	4	5-11	102592	Ball Joint Assy. R.H.		1	
915663-4	Nut, $\frac{3}{8}$ -16 E.S.	12, 14	5		102593	Ball Joint Assy. L.H.		1	
915662-4	Nut, $\frac{3}{8}$ -18 E.S.	8, 10	4		915002-6	Nut, Etoak $\frac{3}{8}$ -24		1	
3-23	7196	Gear, Differential Ring	12, 14	1	5-16	6472	Bearing and Housing		1
3-23	3906	Gear, Differential Ring	8, 10	1	908034-4	Bolt, $\frac{3}{8}$ -16 x 1		2	
3-24	8056	Gear, Differential Pinion	12, 14	10	915113-6	Nut, Etoak $\frac{3}{8}$ -16		2	
3-24	101623	Gear, Differential Pinion	8, 10	4	5-17	6469	Shaft Assy., Lower Steering		1
3-25	7200	Body	12, 14	2		5210	Washer, Shim (.015)		1
	933209	Roll Pin $\frac{1}{2}$ x $\frac{1}{2}$	12, 14	4		1278	Washer, Shim (.050)		1
3-26	7235	Spring, Cylindrical	12, 14	1		937035-4	Cotter Pin, $\frac{3}{8}$ x $1\frac{1}{4}$		1
3-27	8053	Gear, Axle	12, 14	2	5-20	7896	Washer, Spring		1
3-27	3908	Gear, Axle	8, 10	2	5-25	6396	Support Assy., Lower Steering		1
3-28	7199	Washer, Thrust	12, 14	2		908035-4	Bolt, $\frac{3}{8}$ -16 x $1\frac{1}{4}$		2
3-29	7202	Axle, R.H.	12, 14	1		915113-6	Nut, $\frac{3}{8}$ -16 Etoak		2
3-29	7203	Axle, L.H.	12, 14	1		1030	Fitting — Grease		1
3-29	5961	Axle	8, 10	2	5-26	6397	Bushing, Lower Shaft		1
3-30	7169	Snap Ring	12, 14	2	5-28	101442	Bushing, Steering Column		1
3-30	7939	Snap Ring	2, 8, 10	2	5-32	102862	Shaft Assy., Upper Steering		1
3-31	2201	Shaft, Input		1	5-33	1085	Collar, Set		1
3-32	7418	Washer, Thrust		1		909848-5	Set Screw, $\frac{1}{4}$ -20 x $\frac{1}{2}$ Nylok		1
3-33	7204	Gear and Spline		1	5-35	7468	Collar, Steering		1
3-34	1518	Bearing, Needle $\frac{3}{8}$ " I.D.		4	5-39	102715	Wheel, Steering		1
3-35	5175	Pinion — Gear and Spline		1		933221	Pin Spiral $\frac{1}{4}$ x 2		1
3-36	7205	Gear, Sliding		1		7896	Washer, Spring		1
3-37	7206	Gear, Reduction		2	5-44	102856	Insert, Steering Wheel		1
5-38	7207	Bearing — Needle $\frac{3}{4}$ " I.D. x $\frac{1}{2}$		1	<b>6.000 BRAKE/CLUTCH LINKAGE (PLATE 6.2)</b>				
3-39	7208	Shaft — Reduction		1	6-01	102717	Drum — Brake		1
3-40	7209	Shift Fork		1		908032-5	Bolt, $\frac{3}{8}$ -16 x $\frac{3}{4}$ Nylok		1
3-41	3517	Ball-Stop		3		2844	Washer, Special		1
3-42	3518	Spring — Stop		2	6-02	9593	Brake Band Assy.		1
3-43	1243	Plug		1		908002-4	Bolt, $\frac{3}{8}$ -20 x $\frac{3}{8}$ Brake Anchor		2
3-44	7213	Bolt — Detent		1		920081-4	Lockwasher, $\frac{3}{8}$		2
3-45	7214	Lever — Shift		1					
3-46	5173	Gear — Hi and 2nd		1					
3-47	5174	Gear — Low and Reverse		1					
3-48	5615	Roll — Front Shift		1					
3-49	5616	Roll — Rear Shift		1					
3-50	3503	Shift Fork		2					
	933156	Roll Pin $\frac{1}{4}$ x 1"		2					
3-51	5614	Pin, Shift Stop		1					

ITEM NO.	PART NO.	DESCRIPTION	MODEL APPLICATION	NO. REQ'D.	ITEM NO.	PART NO.	DESCRIPTION	MODEL APPLICATION	NO. REQ'D.
6-03	9598	Plate — Brake Brake Stop	All Models	1	<b>8.000 SHEET METAL AND COVERS (PLATE 8.1)</b>				
6-04	9599	Rad — Brake	unless otherwise shown	1	8-01	9599	Hood Assy.	All Models	1
	915663-4	Nut, $\frac{3}{8}$ -16 E.S.		1	8-05	101732	Bracket — Grille Pivot — R.H.	unless otherwise shown	1
	932017-4	Cotter Pin, $\frac{1}{8}$ x 1		1		101733	Bracket — Grille Pivot — L.H.		1
6-07	1861	Stud — Clutch Rod		1		900037-4	Bolt, $\frac{3}{8}$ -18 x $\frac{3}{4}$ Carriage		4
	932017-4	Cotter Pin, $\frac{1}{8}$ x 1		2		915112-6	Nut, $\frac{3}{8}$ -18 Elok		4
6-08	5544	Handle — Parking Brake		1	8-06	101710	Rad — Pivot		1
6-20	102367	Pedal		1		100398	Ring, Retainer		2
6-22	1085	Collar		1	8-06A	101850	Rad — Hood Stop		1
909848-3		Set Screw, $\frac{1}{4}$ -20 x $\frac{1}{4}$ Nylon		1		932000-4	Cotter Pin, $\frac{1}{8}$ x $\frac{1}{2}$		2
6-22A	7896	Washer, Spring		1	8-07	5667	Bumper — Rubber		2
6-23	2593	Rad and Guide Assy.		1	8-09	5467	Lever — Hood Latch		1
	932017-4	Cotter Pin, $\frac{1}{8}$ x 1		1		933182	Roll Pin, $\frac{1}{8}$ x $\frac{1}{2}$		1
6-26	9757	Idler Arm Assy.		1	8-10	5469	Knob — Hood Latch		1
	933158	Roll Pin, $\frac{1}{8}$ x $1\frac{1}{2}$		1	8-11	5468	Roller — Steel		2
6-28	4899	Arm — Clutch Rod Pivot		1	8-12	5522	Rad — Hood Latch		1
	933158	Roll Pin, $\frac{1}{8}$ x $1\frac{1}{2}$		1		5466	Speed Nut, $\frac{1}{4}$ Push On $\frac{1}{2}$ Dia.		2
6-29	7451	Pulley — Idler		1	8-15	5438	Ornament — Hood		1
	911404-4	Bolt, $\frac{3}{8}$ -16 x $1\frac{1}{4}$ Special		1		5437	Speed Nut, $\frac{1}{4}$ Dia. Push On		2
	915113-6	Nut, $\frac{3}{8}$ -16 Elok		1		100646	Washer, Rubber		2
6-32	1014	Spring		1	8-16	7416	Plate — Escutcheon	8, 10	1
6-64	3765	Washer, $\frac{1}{2}$ " Dia. Special		1		7221	Clip	8, 10	4
						100646	Washer Rubber	8, 10	1
<b>7.000 HITCH ASSEMBLIES (PLATE 7.1)</b>					8-30	102795	Hoodstand Assy.		4
7-12	101711	Hitch — Front		1		908034-4	Bolt, $\frac{1}{2}$ -16 x 1 To Frame		4
7-13	101741	Latch Assy. — Hitch		1		915113-6	Nut, $\frac{3}{8}$ -16 Elok		4
7-14	101750	Rad, Latch Pivot		1		908032-4	Bolt, Tool Box, $\frac{3}{8}$ -16 x $\frac{3}{4}$		2
7-15	101751	Rad, Lock		1		920009-4	Washer, $\frac{3}{8}$ SAE		2
	100398	E-Ring — $\frac{3}{8}$		3		920053-4	Lockwasher $\frac{3}{8}$		2
7-16	101707	Lock		1	8-32	6825	Cover — Dust		1
7-17	8616	Spring		1		908017-4	Bolt, $\frac{3}{8}$ -18 Elok		2
7-18	3680	Cap		1		915112-6	Nut, $\frac{3}{8}$ -18 Elok		2
7-20	1644	Hitch		1	8-34	7220	Plate, Cover		1
7-22	1647	Pin — Hitch Mounting		1		960151-4	Bolt, $\frac{1}{4}$ -20 x $\frac{3}{2}$ Whizlock		2
	979120-4	Spacer		2	8-37	5450	Housing — Control Panel		1
	936125	Snap Ring, $\frac{3}{4}$ Shaft		2		960152-4	Bolt, $\frac{1}{4}$ -20 x $\frac{3}{8}$ Whizlock		4
	1813	Tool Pin		1		915111-6	Nut, $\frac{1}{4}$ -20 Elok		4
7-24	102644	Plate — R.H. & L.H.		2	8-40	102864	Panel — Dash		1
7-25	102672	Rad — Lock		2	8-41	101841	Plate — Backup		1
7-26	101017	lock		1		5442	Speednut $\pm$ 10-16 Tinnerman		4
						102168	Screw S.T. 10-16 x $\frac{3}{4}$ "		4
<b>7.030 LIFT LINKAGE (PLATE 7.2)</b>					8-44	5606	Tape — Hood Insulation		AR
7-30	5448	Lift Lever Assy.		1		100498	Support — Fuel Tank		4
	933506-4	Hairpin Cotter, Mounting Block		3		926925-4	Screw $\frac{3}{8}$ -18 x $\frac{3}{4}$ S.T.	10, 12, 14	AR
	908015-4	Bolt, $\frac{3}{8}$ -18 x $\frac{3}{4}$ Mounting		3		3023	Clip		4
	920082-4	Lockwasher, $\frac{3}{8}$		3	8-46	102304	Bracket — Seat Pivot		1
7-31	3680	Cap — Rod End		1		908032-4	Bolt, $\frac{3}{8}$ -16 x $\frac{3}{4}$		2
7-32	6542	Grip — Handle		1		915113-6	Nut, $\frac{3}{8}$ -16 Elok		2
7-33	3642	Spring		1	8-47	101344	Bracket Instrument		1
7-35	3778	Guide — Plunger Rod		1		MW-4475	Clip Thinerman $\frac{1}{4}$ -20		2
7-36	5449	Plunger Rod		1		960151-4	Bolt, Whizlock $\frac{1}{4}$ -20 x $\frac{1}{2}$		2
7-37	4438	Plunger		1	8-71	102370	Fender		1
	933168	Roll Pin, $\frac{1}{2}$ x $\frac{1}{8}$		1	8-80	7879	Bushing — Bronze		2
7-38	102797	Plug		1	8-81	4937	Spacer		2
7-40	5640	Quadrant		1		908035-4	Bolt, $\frac{3}{8}$ -16 x $1\frac{1}{2}$		2
7-41	2179	Rad — Height Control		1		915663-4	Nut, $\frac{3}{8}$ -16 E.S.		2
7-42	5280	Knob — Height Control		1		920009-4	Washer, $\frac{3}{8}$ — SAE		2
	926715-4	Bolt, $\frac{3}{8}$ -16 x $\frac{3}{4}$ S.T.		2	8-84	7454	latch — Fender		1
7-43	8277	Conduit Assy.		1		MW-8863	Spring — Latch		1
7-56	102373	Lift Bar Assy.		1		5977	Bushing		1
7-57	6229	Bearing		1		7617	Pin, $\frac{3}{8}$ Rod End		1
	5701	E-Ring $\frac{1}{2}$ "		1		932008-4	Cotter Pin, $\frac{3}{8}$ x $\frac{3}{4}$		1
7-58	102385	Rad, Lift		1	8-85	7616	Bracket — Fender Latch		1
7-59	6739	Trunnion		1		908005-4	Screw, $\frac{1}{4}$ -20 x 1		2
	933504-4	Hairpin Cotter		1		915111-6	Nut, $\frac{1}{4}$ -20 Elok		2
	932008-4	Cotter Pin, $\frac{3}{8}$ x $\frac{3}{4}$		1	8-87	7882	Stop — Fender Latch		1
	915663-4	Nut, $\frac{3}{8}$ -16 E.S.		1	8-90	7463	Bracket — Foot Rest		1
						926694-4	Screw $\frac{3}{16}$ -18 x $\frac{3}{8}$ S.T.		2

ITEM NO.	PART NO.	DESCRIPTION	MODEL APPLICATION	NO. REQD.	ITEM NO.	PART NO.	DESCRIPTION	MODEL APPLICATION	NO. REQD.
8-91	102798	Footrest — R.H.	All Models	1	10-33	101349	Clamp, Hose, Adjustable	All Models	1
	102799	Footrest — L.H.	unless otherwise shown	1	10-34	950154	Clamp, Corbin $\frac{1}{2}$ "	unless otherwise shown	5
	908017-4	Bolt, $\frac{3}{16}$ -18 x $\frac{3}{4}$ To Bracket		4	10-35	101861	Clamp, Hose	shown	AR
	915662-4	Nut, $\frac{3}{16}$ -18 E.S.		4		908017-4	Bolt, $\frac{3}{16}$ -18 x $\frac{3}{4}$	10, 12, 14	1
	960175-4	Bolt, $\frac{3}{16}$ -18 x $\frac{1}{2}$ To Belt Guard		3		908019-4	Bolt, $\frac{3}{16}$ -18 x 1	8	1
8-92	7456	Bracket — Footrest Anchor		2		920008-4	Washer, $\frac{3}{16}$ SAE	10, 12, 14	1
	900037-4	Bolt, $\frac{3}{16}$ -18 x $\frac{3}{4}$ Carriage		2		915112-6	Nut, $\frac{3}{16}$ -18 Eslak	10, 12, 14	1
	915662-4	Nut, $\frac{3}{16}$ -18 E.S.		2	10-40	102258	Muffler Assy.	10, 12, 14	1
8-94	102348	Bracket — Fender (Front)		1	10-44	102645	Clamp — Muffler	10, 12, 14	2
	900037-4	Bolt, $\frac{3}{16}$ -18 x $\frac{3}{4}$ Carriage		2	10-45	103096	Nipple	8	1
	915112-6	Nut, $\frac{3}{16}$ -18 Eslak		2	10-46	103055	Muffler	8	1
	5667	Bumper, Rubber		2	10-49	102228	Tube Assy, Inlet	10, 12, 14	1
8-95	102249	Bracket — Fender Hinge		1					
8-100	101958	Belt Guard Assy.		1					
	908045-4	Bolt, $\frac{3}{16}$ -14 x $\frac{1}{2}$ Eng. Mount	10, 12, 14	1	11:000 ELECTRICAL SYSTEM (PLATE 11.1)				
	908032-4	Bolt, $\frac{3}{16}$ -16 x $\frac{3}{4}$	8	1	11-01	102953	Harness — Wiring (Main)		1
	920084-4	Lockwasher $\frac{3}{16}$	10, 12, 14	1		100571	Tie — Wire Retainer		AR
	920040-4	Washer $\frac{3}{16}$	10, 12, 14	1		101446	Insulator (Plastic Shield)		1
	920053-4	Lockwasher $\frac{3}{16}$	8	1	11-02	101971	Grommet Rubber		1
	920059-4	Washer $\frac{3}{16}$	8	1		(11.1, Plate 8.1)		8	1
8-101	102788	Pad — Footrest R.H.		1	11-03	100335	Wire, Battery to Ground		1
8-102	102789	Pad — Footrest L.H.		1		100446	Wire, Battery to Ground	10, 12, 14	1
8-103	102810	Channel — Wire		1	11-04	101972	Wire, Battery to Solenoid	10, 12, 14	1
8-104	9690	Spacer		1		8655	Wire, Battery to Solenoid	8	1
9.000 ENGINE (PLATE 9.1)									
9-02	101867	Engine 8 H.P. Kohler	8	1	11-05	8655	Wire, Solenoid to Starter		1
	904035-4	Bolt, $\frac{3}{16}$ -16 x $\frac{1}{2}$ Eng. Mount	8	4	11-06	102250	Wire Assy. — Interlock Sw. to Solenoid		1
	915663-4	Nut, $\frac{3}{16}$ -16 E.S.	8	4	11-07	102251	Wire Assy. — Interlock Sw. to Harness		1
9-02	101954	Engine 10 H.P. Kohler	10	1	11-10	101846	Fused Connector	12, 14	1
	101956	Engine 12 H.P. Kohler	12	1		101639	Fuse 5FE 20 Amp., Box of 5	12, 14	1
	908034-4	Bolt, $\frac{3}{16}$ -16 x 1 Eng. Mount	10, 12, 14	2	11-13	7226	Wire Assy. & Terminal Head Light	12, 14	2
	908036-4	Bolt, $\frac{3}{16}$ -16 x $\frac{1}{2}$	10, 12, 14	2	11-14	103137	Wiring Harness Head & Tail Light	12, 14	1
	915663-4	Nut, $\frac{3}{16}$ -16 E.S.	10, 12, 14	2		8519	Clip	12, 14	AR
	920063-4	Lockwasher $\frac{3}{16}$	10, 12, 14	2	11-20	101917	Switch — Ignition	1	1
9-03	102317	Base — Engine Mounting	8	1		101864	Nut — Hex Special $\frac{5}{16}$ -32		1
	908034-4	Bolt, $\frac{3}{16}$ -16 x 1 to Frame	8	4		920160-4	Lockwasher $\frac{3}{16}$		1
	915663-4	Nut, $\frac{3}{16}$ -16 E.S.	8	4	11-21	7262	Key — Ignition Switch		2
9-07	5222	Elbow $\frac{3}{8}$ x 90°		1	11-24	102138	Switch — Light	12, 14	1
9-08	943335-4	Nipple $\frac{3}{8}$ x 5		1		8785	Nut, Knurled $\frac{3}{8}$ -32	12, 14	1
9-09	5224	Cap $\frac{3}{8}$		1		8786	Nut, Hex $\frac{1}{2}$ -32	12, 14	1
				1		935090-4	Plug Button	8, 10	1
10.000 FUEL AND EXHAUST SYSTEMS (PLATE 10.1)									
10-02	101837	Choke Control Assy.		1	11-25	102046	Ammeter		1
10-03	101834	Throttle Control Assy.		1		102047	Clamp, Mounting		1
	8713	Screw, Pan Head 10-24 x $\frac{3}{8}$	10, 12, 14	1		5924	Nut, 10-32 E.S.		2
	915944-4	Nut — Keys 10-24		4	11-26	8658	Solenoid		1
10-04	102186	Knob, Choke		1		960151-4	Bolt, $\frac{3}{16}$ -20 x $\frac{1}{2}$ Whizlock		2
10-04A	102185	Knob, Throttle		1	11-28	101450	Regulator — Rectifier		1
10-13	100452	Strap, Engine (PTO Side)		1		908003-4	Bolt, $\frac{1}{4}$ -20 x $\frac{3}{4}$		2
	920007-4	Washer — $\frac{3}{16}$ SAE	8	1		915111-6	Nut, $\frac{1}{4}$ -20 Eslak		2
	910790-4	Screw — 10-24 x $\frac{3}{8}$	8	2	11-29	102371	Plate — Coil Mounting	8	1
	913538-6	Nut — 10-24 Eslak	8	2	11-30	101845	Switch — Interlock		1
10-14	100729	Clip, To Fuel Tank Support		2		102277	Nut — Switch $\frac{3}{16}$ -18		1
	2879	Clip, Choke and Throttle	10, 12, 14	1	11-31	101827	Bracket — Switch Mounting		1
	7922	Clip	8	2		908034-4	Bolt — $\frac{3}{16}$ -16 x 1		1
	960150-4	Screw — $\frac{1}{4}$ -20 x $\frac{3}{8}$ Whizlock	10, 12, 14	1		915113-6	Nut — $\frac{3}{16}$ -16 Eslak		1
	5431	Nut — Special $\frac{1}{4}$ -20	10, 12, 14	1	11-40	100502	Battery	8	1
	908001-4	Bolt, $\frac{1}{4}$ -20 x $\frac{1}{2}$	10, 12, 14	1		908003-4	Bolt, $\frac{1}{4}$ -20 x $\frac{3}{8}$ Bot. Term.	8	2
	915111-6	Nut, $\frac{1}{4}$ -20 Eslak	10, 12, 14	1		920007-4	Nut, $\frac{1}{4}$ -20 Bot. Term.	8	2
10-20	100572	Tank, Fuel		1		915111-6	Washer, $\frac{1}{4}$	8	2
10-21	102321	Cap, Fuel Tank		1	11-40	10050	Battery		6
10-22	100427	Wire, Tank Hold Down		1	11-41	100438	Cap — Battery Cell	10, 12, 14	1
10-25	6949	Spring		1	11-42	9155	Cover — Battery Terminal — Positive	10, 12, 14	1
10-30	8023	Valve, Fuel		1	11-45	7781	Battery Box Assy.	10, 12, 14	1
	5189	Spacer		1		4953	Battery Box Assy.	8	1
10-31	100327	Filter Assy. — Fuel		1		915112-6	Nut, $\frac{3}{16}$ -18 Eslak		1
10-32	*9212	Hose — Fuel — Valve to Tank 6.5"		1	11-46	7779	Link — Battery Clamp	10, 12, 14	1
	*8714	Hose — Fuel — Tank to Filter 8.5"	8	1		4958	Link — Battery Clamp	8	1
	*9147	Hose — Fuel — Valve to Filter 8.5"	10, 12, 14	8		915111-6	Nut, $\frac{1}{4}$ -20 Eslak		2
	*102904	Hose — Fuel — Filter to Pump 16"	10, 12, 14	1					
	*1796	Hose — Fuel — Filter to Pump 19 $\frac{1}{2}$ "	10, 12, 14	1					
	*102713	Hose — Fuel — Pump to Carb. 3"	8	1					
	*8025	Hose — Fuel — Pump to Carb. 5.5"	10, 12, 14	1					

\*Cut from 6554

ITEM NO.	PART NO.	DESCRIPTION	MODEL APPLICATION	NO. REQ'D.	ITEM NO.	PART NO.	DESCRIPTION	MODEL APPLICATION	NO. REQ'D.
<b>11.060 LIGHTS AND CIGAR LIGHTER (PLATE 11.2)</b>					All Models unless otherwise shown.				
11-60	7223	Reflector Hd. Light & Housing & Socket	12, 14	1	14-56	6663	Retainer, Bearing Race Bolt, $\frac{1}{2}$ "-20 x $\frac{1}{2}$ " Whitlock	All Models unless otherwise shown	2
11-61	7227	Spring — Hd. Light Socket	12, 14	2	14-57	6662	Bearing		1
11-62	7228	Bulb — Hd. Light #1156	12, 14	2	14-58	9209	Housing — Clutch & Pulley		1
11-63	7075	Lens — Hd. Light	12, 14	1	14-59	5196	Bearing, Ball		1
	7229	Screw, 6-32 x $\frac{3}{8}$ S.T. Special	12, 14	4	14-60	936032	Snap Ring, $\frac{1}{2}$ " Bore		1
11-65	7518	Connector, 3 Wire	12, 14	1	14-61	933506-4	Hairpin, Cotter		1
	3023	Clip	12, 14	4	14-62	936125	Snap Ring, $\frac{3}{8}$ " Shaft		1
	938007	Bushing — Ins.	12, 14	1	14-75	102872	Shaft — Clutch		1
11-67	8941	Base — Tail Light W. Bulb	12, 14	1	14-76	102938	Rod — Housing		1
11-68	8042	Cover	12, 14	1	14-77	93172	Spiral Pin $\frac{3}{8}$ x $1\frac{1}{2}$ "		2
11-69	8043	Bulb, Tail Light	12, 14	1	14-78	102941	Clevis		1
11-70	8044	Pod, Tail Light Mounting	12, 14	1	14-79	102936	Pin		1
11-71	6922	Connector — 2 Wire	12, 14	1	14-80	909880-5	Set Screw $\frac{3}{16}$ -16 x $\frac{3}{8}$ "		1
	3023	Clip	12, 14	3	14-81	102942	Bracket — Engine		1
	910808-4	Bolt, Pan Hd. 10-32 x $\frac{3}{8}$ "	12, 14	2	14-82	920084-4	Lockwasher $\frac{3}{8}$ "		1
	913551-1	Nut, Hex 10-32	12, 14	2	14-83	102943	Plate		1
	920079-4	Lockwasher #10	12, 14	2	14-84	102794	Spacer		1
11-81	102189	Knob & Plug		1	14-85	909046-4	Bolt — Hex $\frac{3}{8}$ -16 x 1		1
11-82	5483	Retainer		1	14-86	102889	Nut Flange		1
11-83	5482	Socket		1	14-87	102937	Rod — Clutch		1
11-84	935109-4	Plug Button — Lighter		1	14-88	101161	Trunnion		1
					14-89	932016-4	Cotter Pin $\frac{1}{8}$ x $\frac{3}{8}$ "		1
					14-90	933505-4	Hairpin		1
					14-91	1230	Spring		1
					14-92	102944	Clutch Lever Assy.		1
					14-93	102964	Spacer		1
					14-94	7879	Bushing		2
					14-95	5701	E-Ring $\frac{1}{2}$ " Shaft		1
					14-96	9038	Grip		1
					14-97	920011-4	Washer $\frac{1}{2}$ "		1
					14-98	3765	Washer — Shim		1
					14-99	102870	Support		1
					14-100	908035-4	Bolt — Hex $\frac{3}{8}$ -16 x $1\frac{1}{2}$ "		2
					14-101	915113-6	Nut $\frac{3}{8}$ -16		2
					14-102	9690	Spacer		1
					14-103	933506-4	Hairpin		1
<b>13.000 WHEELS AND TIRES (PLATE 13.1)</b>									
13-01	9791	Wheel & Tire Assy. — Front		2					
13-02	5432	Wheel & Tire Assy. — Rear	12, 14	2					
	100969	Wheel & Tire Assy. — Rear	8, 10	2					
13-03	9652	Wheel & Bearing Assy. — Front		2					
13-04	5433	Wheel — 12 x 7 JA		2					
	5435	Valve — Tubeless Tire		4					
13-05	9792	Tire 16 x 6.50-8 Front		2					
13-06	5434	Tire 9 x 12 Rear	12, 14	2					
	100772	Tire 7.50-12	8, 10	2					
13-07	5512	Tube 16 x 6.50-8 (Service Only)		2					
13-08	7007	Tube 23 x 8.50-12 (Service Only)		2					
13-11	4999	Bearing — Ball Front Wheel		2					
	908033-6	Bolt, $\frac{3}{8}$ -16 x $\frac{3}{8}$ "		2					
	2844	Washer		2					
	1278	Washer (.050")		2					
	5210	Washer (.015")		2					
13-15	6465	Hub, Wheel (5 Bolt)	12, 14	2					
	4996	Hub, Wheel (5 Bolt)	8, 10	2					
	909554	Set Screw $\frac{3}{16}$ -16 x 1 — Sq. Hd.		2					
	915236-4	Nut — Hex $\frac{3}{8}$ -16 Jam		2					
	937022	Key — Woodruff #15		2					
13-16	1004	Lug Bolt		10					
13-21	7747	Hub Cap		2					
<b>14.000 DRIVE BELTS AND PULLEYS (PLATE 14.1)</b>									
14-01	7473	V-Belt — Drive		1					
14-03	101875	Pulley — Engine	8	1					
	7466	Pulley — Engine	10, 12, 14	1					
	6507	Key — $\frac{3}{8}$ x $\frac{1}{4}$ x $\frac{1}{2}$ "		1					
	909862-5	Set Screw $\frac{3}{16}$ -18 x $\frac{3}{16}$ "		2					
14-10	7492	Pulley, Trans. Main Drive		1					
	937221	Key		1					
	909862-5	Set Screw		1					
<b>14.050 MANUAL P.T.O. (PLATE 14.2)</b>									
14-53	6655	Clutch Plate & Facing Assy.		1					
	6656	Plate — Clutch		1					
	4365	Facing		1					
	6657	Rivet		6					
14-54	6935	Race, Bearing		1					
14-55	6659	Retainer, Bearing Race Bolt, $\frac{1}{2}$ "-20 x $\frac{1}{2}$ " Whitlock		2					
	960151-4			3					
14-56	6663	Seal		1					
14-57	6662	Bearing		1					
14-58	9209	Housing — Clutch & Pulley		1					
14-59	5196	Bearing, Ball		1					
14-60	936032	Snap Ring, $\frac{1}{2}$ " Bore		1					
14-61	933506-4	Hairpin, Cotter		1					
14-62	936125	Snap Ring, $\frac{3}{8}$ " Shaft		1					
14-75	102872	Shaft — Clutch		1					
14-76	102938	Rod — Housing		1					
14-77	93172	Spiral Pin $\frac{3}{8}$ x $1\frac{1}{2}$ "		2					
14-78	102941	Clevis		1					
14-79	102936	Pin		1					
14-80	909880-5	Set Screw $\frac{3}{16}$ -16 x $\frac{3}{8}$ "		1					
14-81	102942	Bracket — Engine		1					
14-82	920084-4	Lockwasher $\frac{3}{8}$ "		1					
14-83	102943	Plate		1					
14-84	102794	Spacer		1					
14-85	909046-4	Bolt — Hex $\frac{3}{8}$ -16 x 1		1					
14-86	102889	Nut Flange		1					
14-87	102937	Rod — Clutch		1					
14-88	101161	Trunnion		1					
14-89	932016-4	Cotter Pin $\frac{1}{8}$ x $\frac{3}{8}$ "		1					
14-90	933505-4	Hairpin		1					
14-91	1230	Spring		1					
14-92	102944	Clutch Lever Assy.		1					
14-93	102964	Spacer		1					
14-94	7879	Bushing		2					
14-95	5701	E-Ring $\frac{1}{2}$ " Shaft		1					
14-96	9038	Grip		1					
14-97	920011-4	Washer $\frac{1}{2}$ "		1					
14-98	3765	Washer — Shim		1					
14-99	102870	Support		1					
14-100	908035-4	Bolt — Hex $\frac{3}{8}$ -16 x $1\frac{1}{2}$ "		2					
14-101	915113-6	Nut $\frac{3}{8}$ -16		2					
14-102	9690	Spacer		1					
14-103	933506-4	Hairpin		1					
<b>15.000 SEATS, DECALS, MISC. TRIM (PLATE 15.1)</b>									
15-01	100780	Cushion — Seat One Piece	8, 10	1					
	101444	Tape — Foam	8, 10	2					
	908015-4	Bolt, $\frac{3}{8}$ -18 x $\frac{1}{2}$ "	8, 10	2					
	908016-4	Bolt, $\frac{3}{8}$ -18 x $\frac{3}{8}$ "	8, 10	2					
	920062-4	Lockwasher — $\frac{3}{8}$ "	8, 10	4					
	915932-4	Nut, High Crown 10-24	8, 10	2					
15-02	102033	Seat Base Assy.	12, 14	1					
15-03	9662	Spacer	12, 14	2					
	900038-4	Bolt, $\frac{3}{8}$ -18 x 1 Carriage	12, 14	4					
	915112-6	Nut, $\frac{3}{8}$ -18 Etsok	12, 14	4					
	101444	Tape Foam	12, 14	1					
15-04	9663	Cushion — Seat	12, 14	1					
	960151-4	Bolt, $\frac{1}{2}$ "-20 x $\frac{1}{2}$ " Whitlock	12, 14	3					
15-05	9664	Cushion — Back	12, 14	1					
15-06	9665	Knob — Back Adjusting	12, 14	1					
	920082-4	Lockwasher	12, 14	4					
	915932-4	Nut, High Crown 10-24	12, 14	2					
	908016-4	Bolt, $\frac{3}{8}$ -18 x $\frac{3}{8}$ "	12, 14	2					
15-20	102831	Decal — Hood Trim (Wheel Horse)		2					
15-23	103027	Decal — 8 — 8 Speed		1					
	103026	Decal — 10 — 8 Speed		2					
	103025	Decal — 12 — 8 Speed		2					
	103024	Decal — 14 — 8 Speed		2					
15-25	8128	Decal — Fender		1					
15-26	100514	Reflector — Fender	8, 10	1					
15-32	7472	Decal — Seat Latch		1					
15-34	102843	Decal — Caution		1					
15-35	102844	Decal — Read Operator Manual		1					
15-36	102948	Decal — Hand Lift		1					
15-37	102947	Decal — Shift Knob		1					
15-38	102842	Decal — Parking Brake		1					
15-39	102859	Decal — PTO		1					

Plate 7.2

LIFT LINKAGE

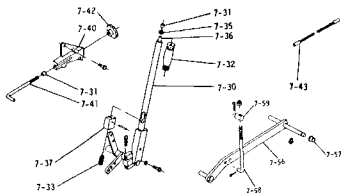


Plate 9.1

ENGINE

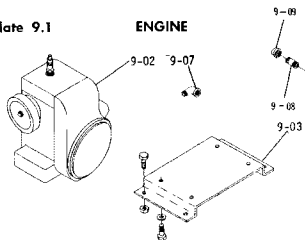


Plate 10.1

FUEL AND EXHAUST SYSTEMS

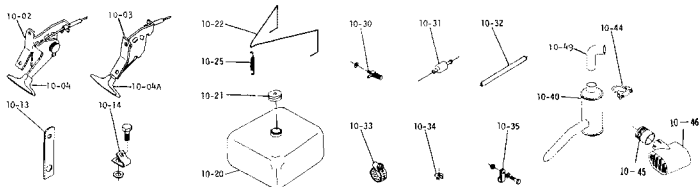


Plate 14.1

DRIVE BELTS, PULLEYS

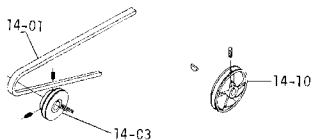


Plate 11.1

ELECTRICAL SYSTEM

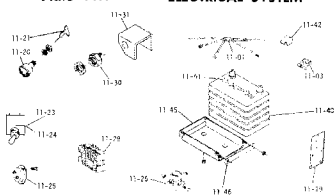


Plate 11.2 LIGHTS & CIGAR LIGHTER

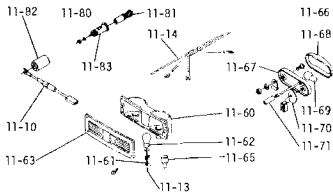
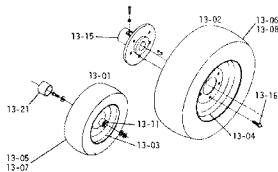



Plate 13.1

WHEELS AND TIRES









**WHEEL-HORSE PRODUCTS, INC.**

**South Bend, Indiana 46614**